

Instructions for Completing the BACL **(Breeding Acceptability Check List)**

A BACL must be completed before a Category Rating is awarded. The LCA's Category Rating system is designed to describe the breeding potential of a specific Leonberger, its strengths and faults, compared to the Standard for the Leonberger Dog. A breedable Leonberger must be a quality example of the breed, possess a stable temperament and be of sound health.

BACL evaluations will be offered at all Annual LCA Meetings & Specialties. Evaluations can also be arranged for at regional shows or picnics by contacting the coordinator of the event. If at all possible, a BACL should be done by two evaluators in a public location in which the dog being evaluated is unfamiliar, with same sex intact dogs in the area. Evaluators should avoid evaluating their own lines or the dogs of people closely associated with them.

ATTENTION EVALUATORS:

While doing a BACL the Evaluator needs to keep in mind that this is an opportunity for the owner to gain some knowledge about their dog. No dog is perfect. They need to realize this and then be discriminating when choosing a breeding partner. Also, be very conscious of the manner in which the dogs' faults are discussed. Be sure to include strong points as well! All have faults, which, should not be duplicated when breeding. The usefulness of pedigrees should be explained.

A. Begin with the question: "Why do you want to breed this dog?" If is a new breeder, discuss what becoming a breeder involves: responsibilities, time for whelping and raising a litter, their lifelong responsibility for the puppies, returned dogs, latent illnesses? etc. Have they read through the Breeder's Manual? Discourage if reasons are not sound, suggest they learn more and then reconsider. You may want to have this conversation later, after looking at the dog in detail.

B. Fee: The fee for the BACL must be collected before the BACL is performed. "BACL" must be noted on the check Memo, which shall be made out to the LCA. **This fee shall be mailed to the Treasurer upon receipt.**

C. Pedigree: The original pedigree must be viewed at the time of the BACL. Look for 3 generations HD free.

D. Process: The Check List will not be rated until the owner provides all the necessary paperwork to the Evaluator. The original Pedigree, copies of OFA Hip and Elbow X-ray results and copies of other health documents must be submitted and properly referenced on the Check List by the Evaluator. **Photos:** A formal side body view, close up of the head, front and rear view are required. If the owners do not provide you with all 4 photos, be sure to let them know what they are missing. **Evaluators:** Please make and retain a copy of the BACL in case of loss of original, then mail all documentation to the BACL Coordinator.

Evaluator: Proceed in following order:

1. Have discussion regarding questions as stated in **A** above. "Why do you want to breed this dog?"
2. View original copy of pedigree. Collect Fee.
3. Owner completes personal informational section.
4. Ask:
 - A. "Have there been any surgical procedures performed on this dog? (e.g. hernias, testicles, OCD, entropion or ectropion eye surgery)."
 - B. "Is he/she on any long term medication?"
5. Owner must sign - have owner do this after the form is completed and any questions are discussed.
6. Collect copies of pedigree, health documentation and photos.
7. Proceed with: ***Description of the Leonberger***

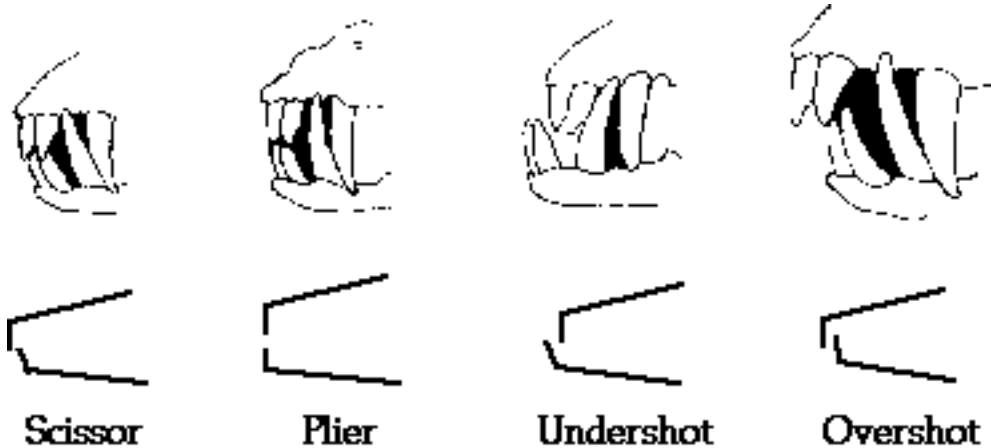
E. Description of the Leonberger : The attributes of each animal will be described using the following suggested answers. Evaluators may elect to use other descriptive adjectives, but try to stay with suggestions.

HEAD

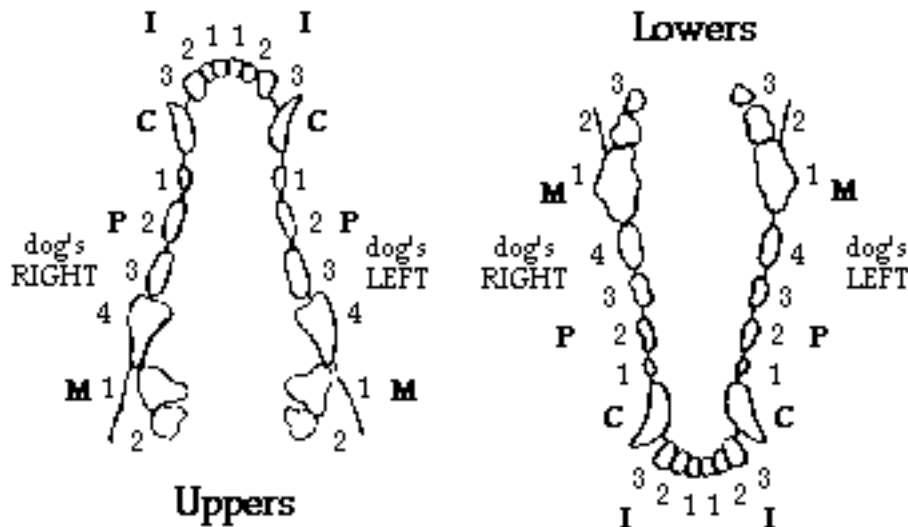
- appearance:----- masculine / feminine / refined / blocky / narrow
- stop:----- steep / **moderate** / shallow
- mask:----- **up to the eyes & above** / broken mask / black only half of nose / black mask missing entirely
- gray on muzzle:----- yes/ no
- eye color:----- **dark brown** / medium brown / light brown / yellow cast
- eyelids:----- **close tightly** / little loose / tendency entropion or ectropion
- eye shape:----- round/ **almond**/ triangle/set deep/protruding
- ear set at attention:-- **correct** (level with skull) / high / low
- ear flap at attention: **correct** (flat)/ not correct (with fold)/ open (inside visible)
- flews:----- **close fitting** / slightly loose / loose / dog drools

MOUTH

bite:----- choose from below



- number of teeth: 42 is a complete dentition; if the count is different, which teeth are missing or in surplus?
- missing teeth:-----use diagram below to describe
- anomalies:----- broken teeth, misalignment, excess teeth



PIGMENT

- outer lips:----- all black / mostly black / brown/ other

gums:----- all black / mostly black / marbled / mostly pink / other
 nose:----- all black / mostly black/ brown/ other
 soles:----- all black / mostly black / brown/ other

BODY

Type, As based on ideal Leo described in the official Standard:

proportioned body to bone --- **well proportioned**/ lacks body and/or bone respective to height (leggy and narrow) / stocky/other

bone :----- **heavy** / **medium** / light/very light

weight:----- in pounds or kilos

height @ withers: --- inches or centimeters

height @ hip joint: --- inches or centimeters

height proportion to length : -- **body slightly longer than height**/ body equal to height/ body shorter than height

top line:----- **level** / roach / dipped/high to rear

chest:----- (all that apply) **roomy** (broad) / narrow / deep / shallow

rib cage:----- barrel shape / **well sprung** / flat

neck:----- short, stocky / adequate /**elegant, long**

dewlap:----- present? yes /**no**

tail length:----- **at hocks or below** / above the hocks

tail carried:----- (when relaxed) **straight down** / curved end up / curved end down / etc.

tail (other):----- is tail kinked? or other anomalies...

hernia:----- present? no/ yes type: inguinal / umbilical

testicles:----- both testicles fully descended / not applicable

COAT

hair length:----- (all that apply) long / medium / short / **straight** / wavy / curly

feathering, forelegs: **well feathered** / medium / poor/other

hind legs: --- **well feathered** / medium / poor/other

ears:----- **well feathered** / medium / poor/other

tail:----- **bushy** / full / thin

coloring:----- (all that apply) lion yellow/ reddish brown/ black tips/ sand/ golden/ red

undercoat:----- present? **yes**/no

white on chest:--- bigger than palm / stripe, spot only / **no white**

white on toes:--- toe tip / toe / extends beyond toe/ **no white**

FORELEGS

Correct

Wide
on the
groundNarrow
on the
ground

Wide



Narrow



O-shape



X-shape



French

stance:----- choose from diagram above

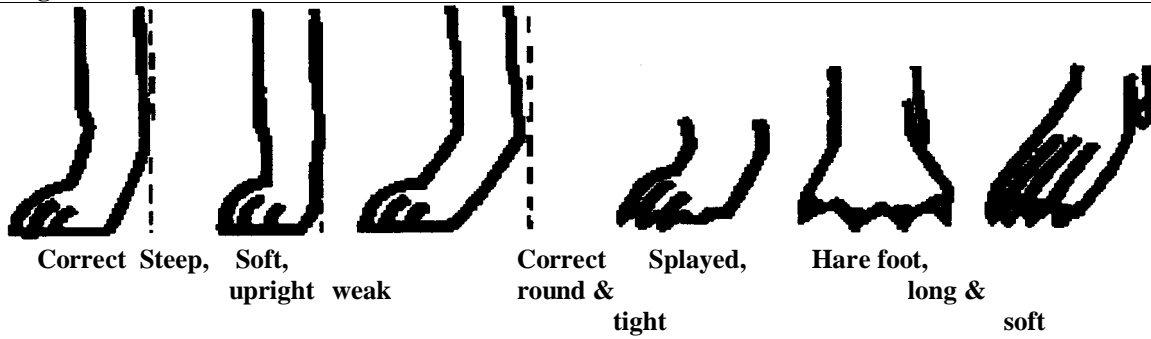
pastern:----- choose from diagram below

paw placement:----- **straight** / turned inwards / turned outwards / (slightly, severely)

paw shape (toes)----- choose from diagram below

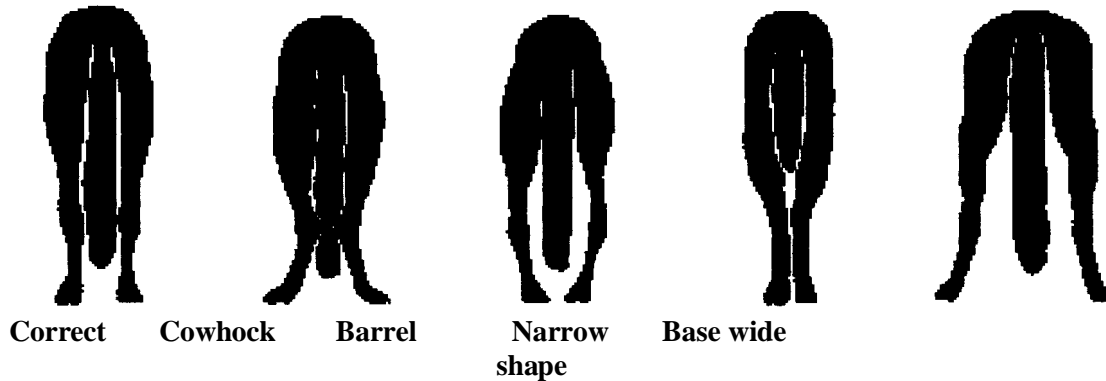
Pasterns

Paws

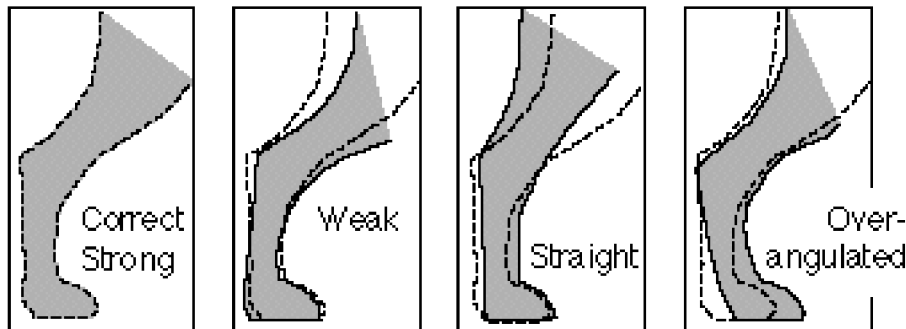


HIND LEGS

hind stance:----- choose from diagram below



paw placement:----- straight / turned inwards / turned outwards / (slightly, severely)
 toes (paw shape):----- round & tight / hare feet / splayed toes (see diagram on page 3)
 hocks:----- choose from diagram below



ANGULATION, shoulder

Best shoulder angulation occurs when length of upper arm and shoulder blade are approximately equal. Note breast bone should protrude beyond point of shoulders in well angulated dogs. Note in diagram, back side of elbow should fall on imaginary line dropped from top of shoulder to elbow to heel. When line falls in front of elbow, is steep angulation, away from elbow is excessive.

length of shoulder relative to upper arm: equal / longer / shorter (see diagram next page)
 angulation-----steep/ well angulated/excessive angulation (see diagram next page)

ANGULATION, rear

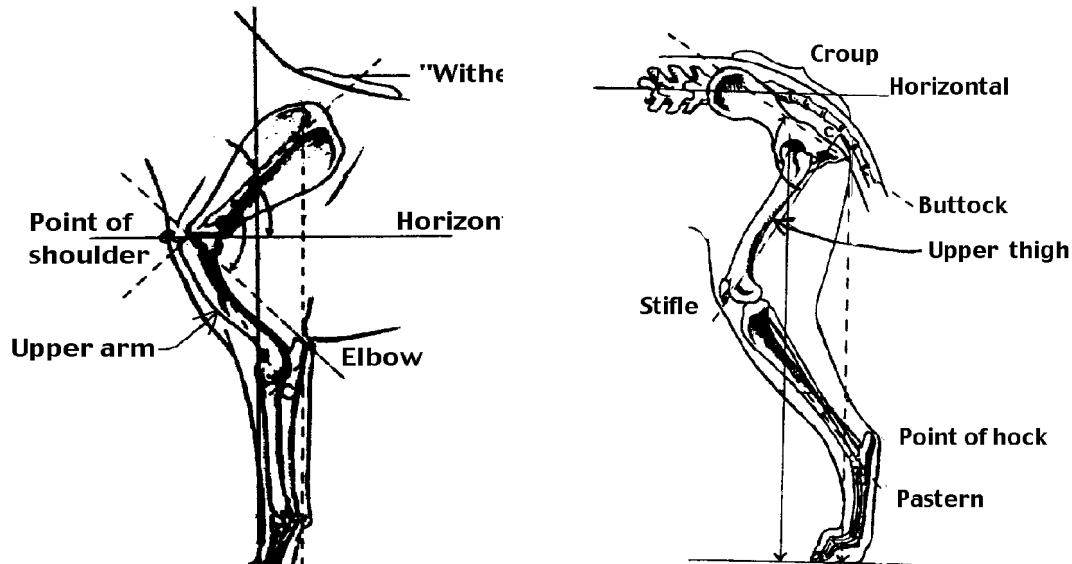
The length of the croup in relation to the length of the buttock to the stifle should be about equal. Note in diagram

imaginary line dropped from buttock should fall in front of pastern. Bend of the stifle and hock should be clearly visible.

length of croup relative to buttock to stifle: ----- equal / longer / shorter

angulation: ----- excessively angulated / **well angulated** / lacks angulation but "OK" / straight

stifle bend:----- clearly angulated/slightly straight/straight/over angulated (see hock diagram above)



(Adapted from "The Nicholas Guide to Dog Judging" by Anna Katherine Nicholas)

MOVEMENT AT TROT

front: ----- narrow / **correct** / close / paddle / sloppy / crosses over / ...

rear:----- narrow / **correct** / close / paddle / sloppy / crosses over / ...

track pattern: ---- **single track** / parallel track/ crabbing/ crosses over/ weaves

side gait:----- **good push** / **good reach** / lacks balance / paces / inadequate reach &, or rear push

head carriage:---- low / level/ **high** (proud)

topline----- front low/ **level**/ roached/ dipped

tail carriage:----- (in movement) **level** / curled moderately / tight curl / etc.

TEMPERAMENT: Observe yourself and ask the owner what is seen at home and away from home; have there been any aggressive behaviors towards dogs or humans? Bites? Owner's description: Evaluator's description:

Canine Good Citizen Test after age 18 months? Other? Advise the owner to provide copies of any such certifications.

All that apply: Self-confident / shy / aggressive / dominant/ nervous / reserved / affectionate / friendly/ etc.

OVERALL JUDGMENT & COMMENTS: Please elaborate with personal impressions, etc. Describe the strengths and weaknesses. This is the time to educate the owner and stress that there is no perfect Leonberger. Help them understand their dog. The goal is to strive to improve upon the parents in the litter they breed.

IN A MATE, LOOK FOR: This section should have the strengths described as desirable characteristics in the search for a breeding partner. It is important to carry forward important strengths which their dog possesses. The winningest dog does not necessarily mean the best mate and the geographically closest dog is not the criteria for looking for an appropriate mate either.

SHOULD NOT BE BRED TO A DOG WHO HAS : This section should describe the strongest weaknesses to avoid doubling up on. Also, faults, such as hernia, slightly entropic eyes or cow hocks, posterior cataracts, and etc., that might be passed onto puppies, in more serious forms.

Attention Evaluators: Sign the BACL form and have other evaluators or apprentices sign as well. Be sure to fill-out and provide a BACL Instruction Check Sheet.

Please note: If there are concerns or disagreements about observations made at the time of the BACL a request for a re-check may be made by Evaluator or by the owner. A second fee for re-evaluations may be waived.

REMINDER: All paper work must be gathered by the Evaluator and mailed in its entirety to the BACL Coordinator. Be sure the BACL Is filled out completely. Mail check payment to LCA Treasurer, ASAP.